



**ACTHA**  
Association of Condominium,  
Townhouse, and  
Homeowners Associations

NEWSLETTER



# GREETINGS FROM YOUR ACTHA BOARD OF DIRECTORS

Hello everyone,

We want to congratulate our members for navigating a myriad of issues never before faced in our associations. Thank you to all board members, homeowners and industry professionals who have stepped up and worked collaboratively to implement creative solutions to issues that have suddenly impacted associations. We also commend those who are taking steps to be proactive in determining a course of action to address those continuing issues coming down the line. We know that common sense, compassion and attention to serving the best interests of all in our associations is always in the forefront of the actions of all of our members. Please know that ACTHA is here for you and always willing to assist.

Our webinar series will continue on April 17th. In addition to always providing an opportunity for interactive participation, we will be including industry professionals along with our co-sponsoring attorneys from Cervantes, Chatt, Prince PC so that specific concerns you may have will be covered. As before, we will provide access to current and lapsed members to participate free of charge during this crisis period.

In this issue, we have focused on a few timely topics that may be of interest. April is usually the time of year when our landscaping comes back into focus. As an essential service, we want to remind our members that the upkeep of our properties is a continuing responsibility for our associations. Also, now more than ever, cleaning, sanitizing and other options for mitigating germs and viruses are on our minds.

Take care,

The ACTHA Board of Directors

# DON'T PANIC BECAUSE OF THE PANDEMIC!



## ONLINE WEBINAR SERIES



Friday, April 17, 2020

2:00 p.m.

[REGISTER](#)

### FINANCIAL, ACCOUNTING, AND LEGAL ISSUES

### COVID-19 AND BEYOND

While there is cause for optimism about the COVID-19 pandemic easing, the economic effects will nonetheless continue to confront associations for the foreseeable future. We will discuss the financial and accounting issues that associations should consider along with loan options. Finally, we will reserve time at the end for a question and answer session with the panelists.

#### MODERATED BY



**ELIZABETH GEARON**  
ACTHA VICE PRESIDENT

312-987-1906  
WWW.ACTHA.ORG



#### PANELISTS



**WILLIAM CHATT**  
MANAGING PROFESSIONAL  
LITIGATION GROUP

BURR RIDGE OFFICE  
P. 312.326.4939  
BCHATT@CCPCHICAGO.COM



**ROBERT PRINCE**  
MANAGING PROFESSIONAL  
CONDO & HOA GROUP

BURR RIDGE OFFICE  
P. 312.326.4939  
RPRINCE@CCPCHICAGO.COM



**KAREN SKORIC, CPA**  
PRESIDENT

WHEATON OFFICE  
P. 630.681.9100  
KSKORIC@CANTLEYCPA.COM



#### GUEST PANELISTS



**MARCO QUINTANA**  
COMMERCIAL BANKING

CHICAGO OFFICE  
P. 312.419.4209  
MARCO.QUINTANA@LEUMIUSA.COM

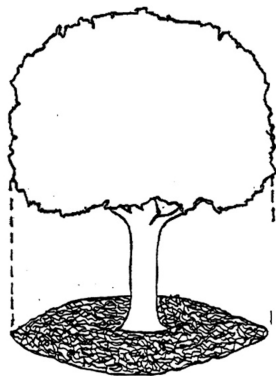


# Mulch Application Guidelines

By: E. Thomas Smiley, Ph. D., Plant Pathologist

Mulches provide many benefits for trees and shrubs. They moderate soil temperatures, reduce soil moisture loss, reduce soil compaction, provide nutrients, improve soil structure, keep mowers and string trimmers away from the trunk. These benefits result in more root growth and healthier plants. When applying mulch the following guidelines should be observed:

1. The best mulch materials are wood chips, bark nuggets, composted leaves or pine needles. Plastic, stone, sawdust, finely shredded bark, and grass clippings should be avoided. Do not use redwood or walnut mulch due to allelopathic effects.
2. Mulch should be applied from the dripline to the trunk (Figure 1). If this is not practical, minimum mulch circle radii should be 3 feet for small trees, 8 feet for medium trees and 12 feet for large trees.
3. When applying mulch it is not necessary to kill or remove existing ground cover. However, turf should be mowed very short and clippings removed prior to application. Mulch should be applied directly to the soil surface, do not use landscape fabric to separate the mulch from the soil.
4. Mulch layer should be 2-4 inches thick depending on tree species and mulch(Figure 2).
5. Additional mulch should be added to maintain a 2-4 inch depth.
6. Mulch should not be placed against the trunk (Figure 2). Mulch will retain too much moisture against the trunk, potentially resulting in disease problems.



**Figure 1.**  
Mulch should be applied  
from the trunk to the dripline.



**Figure 2.**  
Mulch layer should be 2-4 inches  
thick and not be against the  
trunk.

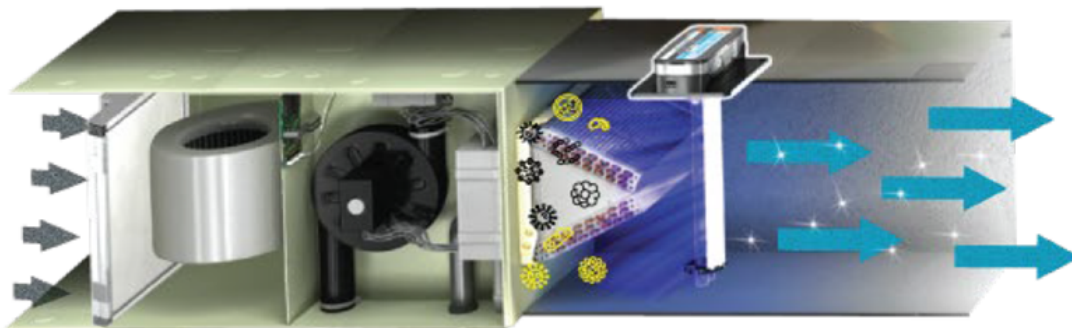
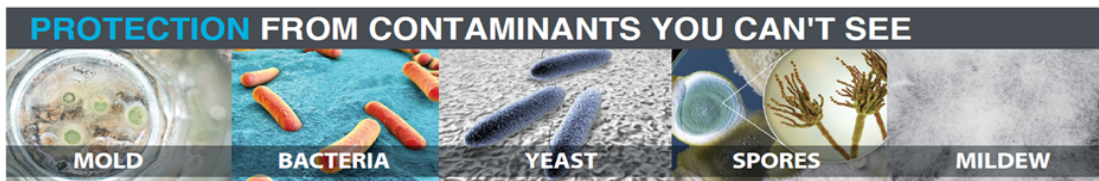
# Indoor Air Quality

By Nextech

Now, more than ever, **Indoor Air Quality** is an essential part of our daily health. However, many consumers may not realize that there are steps that can be taken to significantly improve the quality of their home environment. simple, cost-effective measures can greatly reduce harmful irritants in our local environment by killing or neutralizing viruses, germs, mold & mildew spores, dust mites, VOCs, and other pathogens that may be compromising our health without us even realizing it.

**Ultraviolet Light Bulbs**, installed in your furnace or fan coil are an excellent choice for those of us looking for an economical solution to purify the air we breathe. In fact, the *American Society for Microbiology* has discovered that concentrated Ultraviolet light is particularly deadly to viruses.

UV lights are installed inside your furnace, so there is no exposure to you. Meanwhile, the UV light shines inside the plenum, which is a haven for pathogens to gather and germinate. This process sterilizes and eliminates impurities that may exist in your system ensuring those impurities are not passed through your vents into your home. This may result in a significant improvement of your indoor air quality. In fact, *research has shown* up to **99% reduction** in mold and bacteria as a result of installing UV lights.



## Why Landscaping is an Essential Business

# A Look At Why Landscaping Businesses Are Essential



In response to COVID-19

Landscape professionals maintain and protect the living environments around hospitals, government facilities, housing areas, parks, schools, and more.

**THEY PROTECT THE PUBLIC SAFETY BY:**

## ELIMINATION OF PESTS



Perform essential treatments and remove standing water to reduce mosquitoes, ticks, mice, and vermin.

## INSPECTING ISSUES



Performing regular maintenance to mow, prune, control weeds, and inspecting for safety and security issues.

## DECREASING HAZARDS



Removing fallen trees and mitigating overhead hazards from wind effects.

## REDUCING POTENTIAL RISKS



Keeping public and private pathways free from obstruction and potential risk.

## ASSISTING THOSE IN NEED



Engaging in maintenance and construction projects for those who cannot complete tasks themselves including the elderly and families.

## EXTERIOR EXPERTS



Dozens of trades service interior spaces. Landscape industry professionals are the construction and maintenance experts for the outside of our homes, businesses, and public spaces.

## KEEPING HOMES SAFE & DRY



Managing stormwater through grading and drainage to keep homes and basements dry.



ILCA represents professional landscape contractors and can answer any additional questions consumers may have: [ilca.net](http://ilca.net) / [information@ilca.net](mailto:information@ilca.net)

Information provided by the National Association of Landscape Professionals. For more information, visit: [www.landscapeprofessionals.org/coronavirus](http://www.landscapeprofessionals.org/coronavirus)

**Thank you!**

**Essential Workers**

Association of Condominium Townhouse, and Homeowner Associations  
276 E, Deerpath, #640, Lake Forest, IL 60045  
(p) 312-987-1906 | (e) actha@actha.org

[UNSUBSCRIBE](#)